

Wellhead Safety for Non-wellhead Professionals

Presented by

Larry Benson, Regional Operations Manager
GE Oil & Gas
Pressure Control

Safety Moment



Agenda

- The GE acquisition
- Wellhead/Christmas tree safety
 - Customer-initiated
 - Gate valves
 - Actuators
 - Exposed wellhead housings
 - Hidden pressures
- Branch information
 - Tyler
 - Shreveport

Acquisition by GE Oil & Gas

GE Acquisition

- WGPC is part of GE Oil & Gas, Drilling & Production
- Surface wellhead elements will merge
- Pressure Control management will remain
- Transition timeframe = 12 months

Wellhead/Christmas Tree Safety

Wellhead/Christmas Tree Safety

Customer-initiated changes

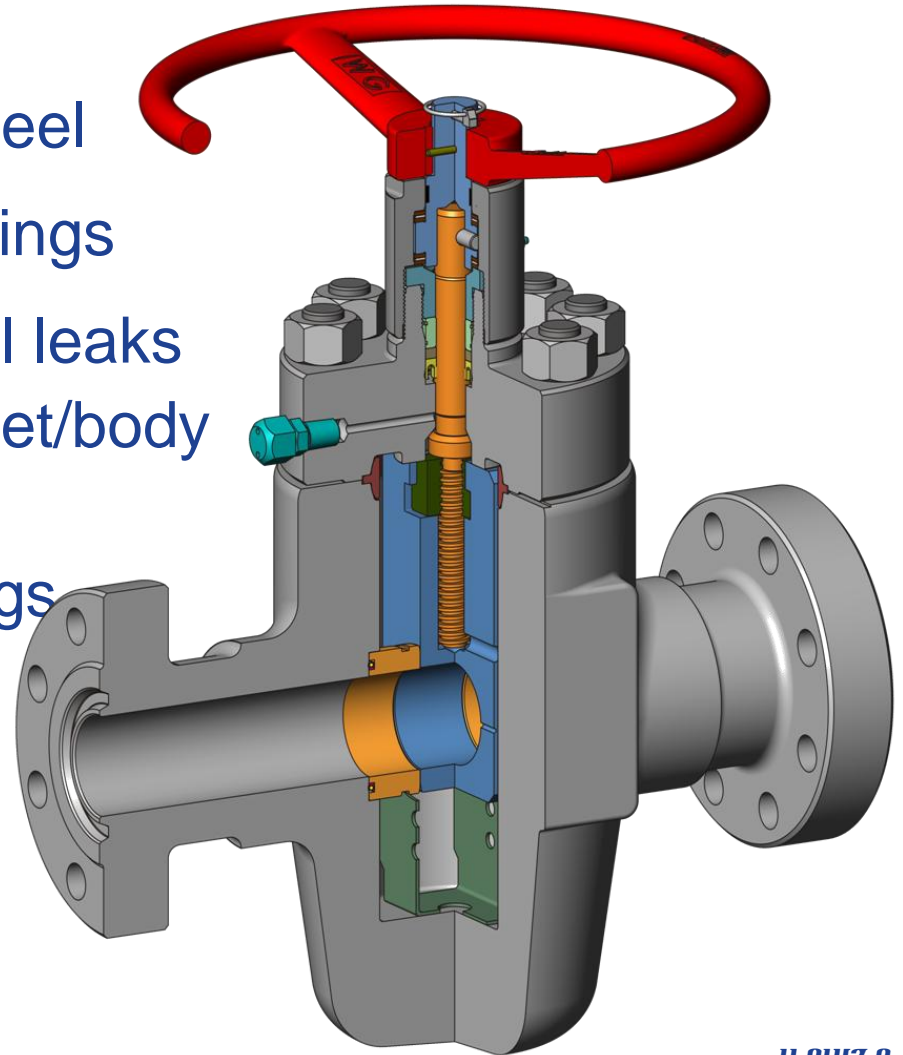
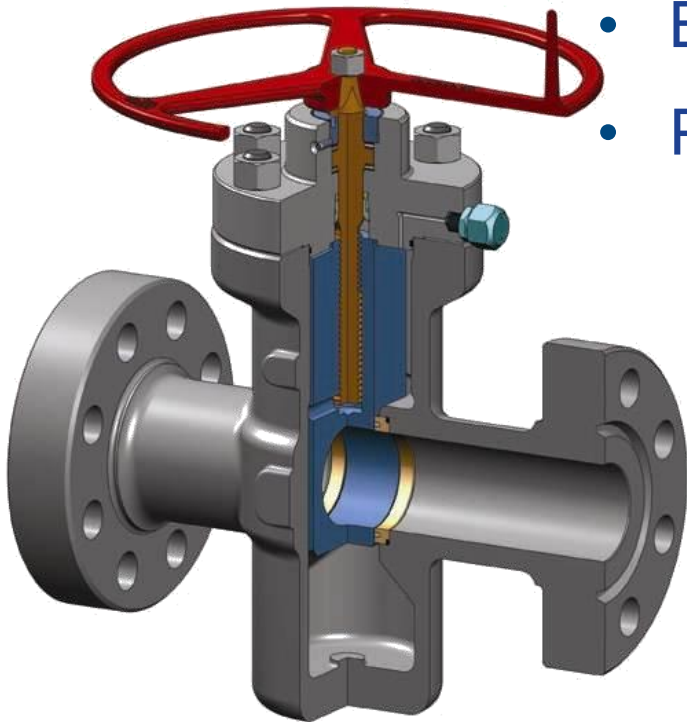


- Stairs/ platforms
- Barricades
- Site security

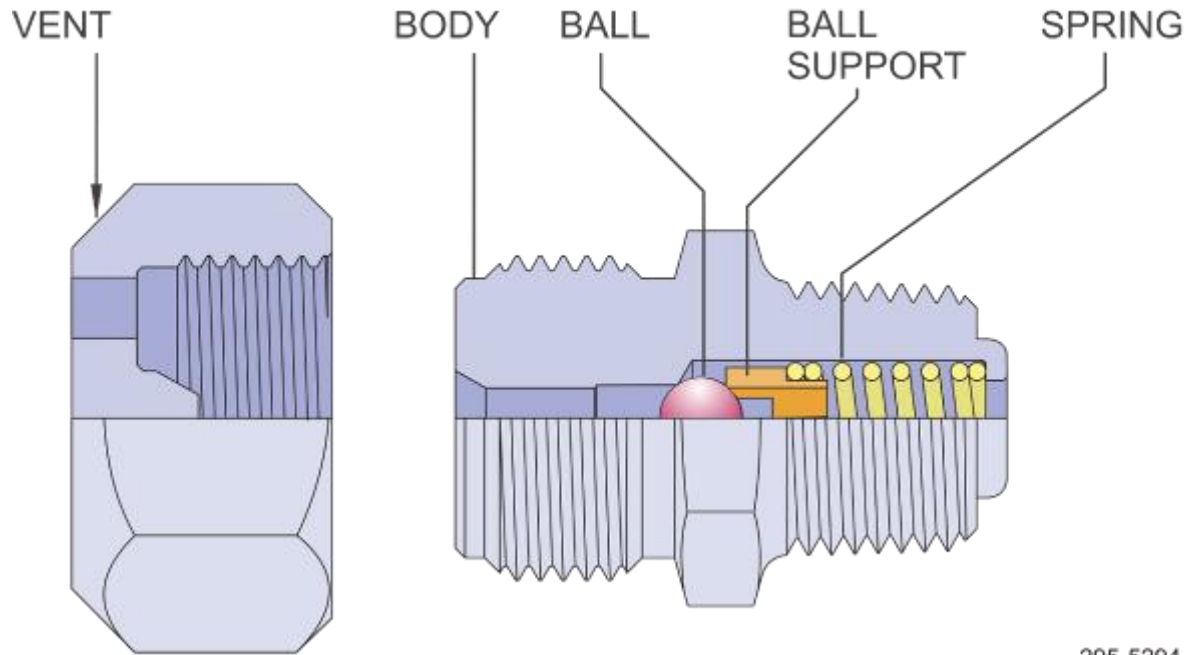
Wellhead/Christmas Tree Safety

Model 1000 and 2200T Gate Valves

- Handwheel
- Body fittings
- Potential leaks
 - Bonnet/body
 - Stem
 - Fittings

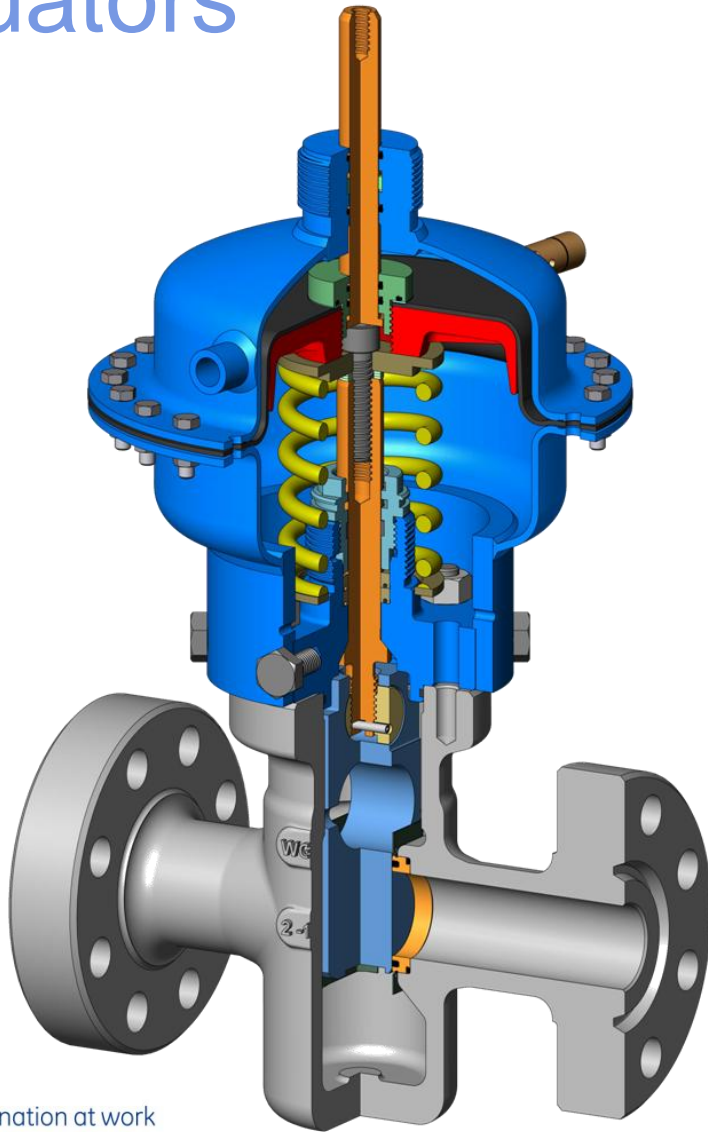


Wellhead/Christmas Tree Safety Body Fittings



295-5294

Wellhead/Christmas Tree Safety Actuators



- Pressure inlet
- Pressure relief valve

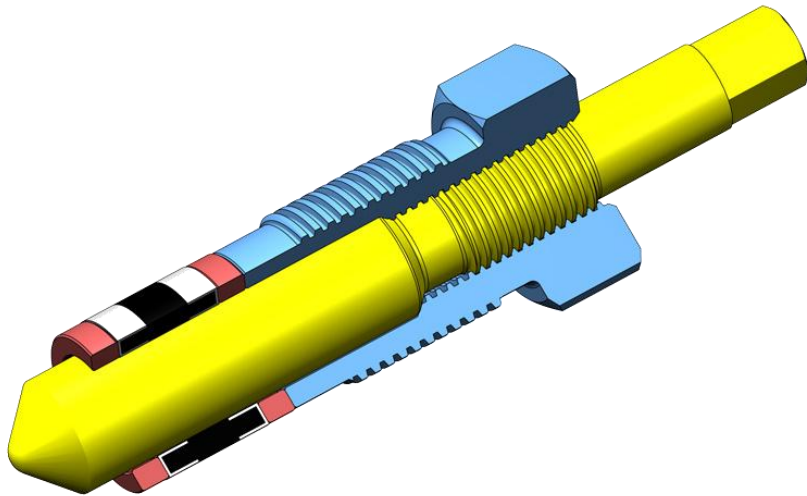
Wellhead/Christmas Tree Safety

Exposed wellhead housings



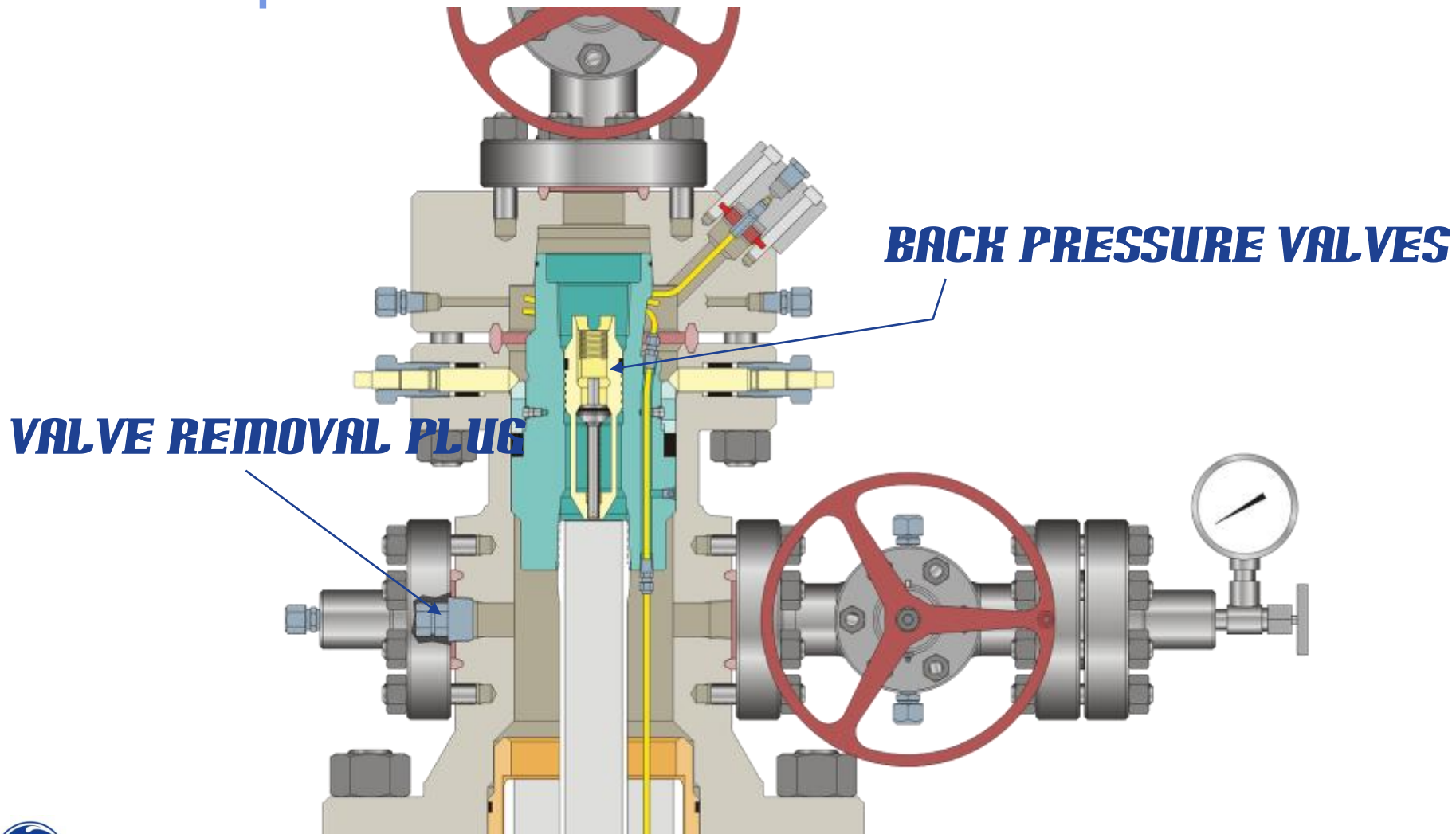
- Test or injection fittings
- Lockscrews

Wellhead/Christmas Tree Safety Lockscrews




Wellhead/Christmas Tree Safety

Hidden pressure



Wellhead/Christmas Tree Safety Valve Removal (VR) Plugs

- One-piece, solid for lower pressures
- Two-piece for higher pressures



One-piece solid VR plug

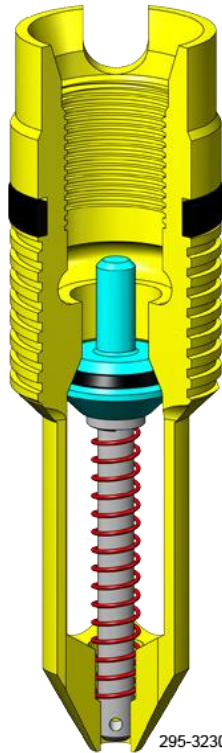


Two-piece high pressure VR plug

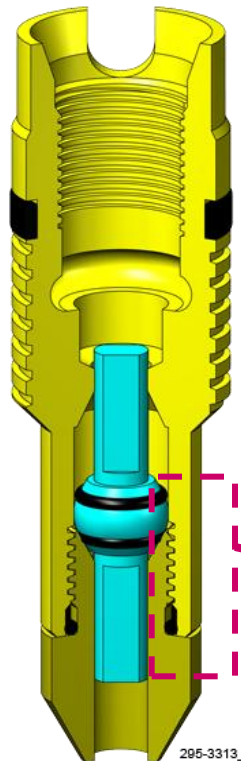
Wellhead/Christmas Tree Safety

Types of Back Pressure Valves

Also referred to as 2-way Check Valves



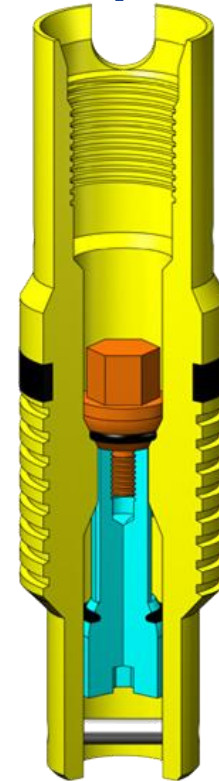
One-way Type H



Separate threaded cap eliminated in Type HP

Two-way – Type H

Phasing out. Recommended up to 10,000 psi



Two-way – Type HP

New WGPC Proprietary design up to 20,000 psi

Branch Information

Service Branch — Tyler, TX



Facility:

- Property
- Office
- Warehouse/Shop

3 acres
6,300 sq.ft.
37,700 sq.ft.

Capabilities:

- Equipment preparation & inventory management
- Assembly & hydrostatic testing to 30,000 psi
- Welding & painting
- Rental equipment/Frac equipment
- Crane truck service (24,700 lbs payload)
- Service tools, BPV Lubricators, and other service equipment
- 2 Super Service Trailers with 10K hydro test pumps
- 2 Field Greasing Units



Personnel

- Service 10
- Total 29
- H2S certified personnel



Service Branch — Shreveport, LA



Facility:

- Property 3 acres
- Office 2,750 sq.ft.
- Warehouse/Shop 32,065 sq.ft.

Capabilities:

- Equipment repair & inventory management
- Assembly & hydrostatic testing to 30,000 PSI
- Painting
- Rental equipment/Frac equipment
- Crane truck service (32,220lbs payload)
- Service tools/BPV Lubricators



Personnel

- Service 25
- Total 51



imagination at work